

**YOUR ACTIONS MAKE THE
DIFFERENCE**



August 5, 2008

*Fresno Unified School District
2008 Leadership Conference*

Core Beliefs and Commitments

- Student Learning** Every student can and must learn at grade level and beyond.
- High Quality Instruction** Teachers must demonstrate the ability and desire to educate each child at a high level.
- Leadership** Leaders must perform courageously and ethically to accomplish stated goals.
- Safety** A safe learning and working environment is crucial to student learning.
- Culture** Fresno Unified is a place where:
- diversity is valued;
 - educational excellence and equity are expected;
 - individual responsibility and participation by all is required;
 - collaborative adult relationships are essential; and
 - parents, students and the community as a whole are vital partners.



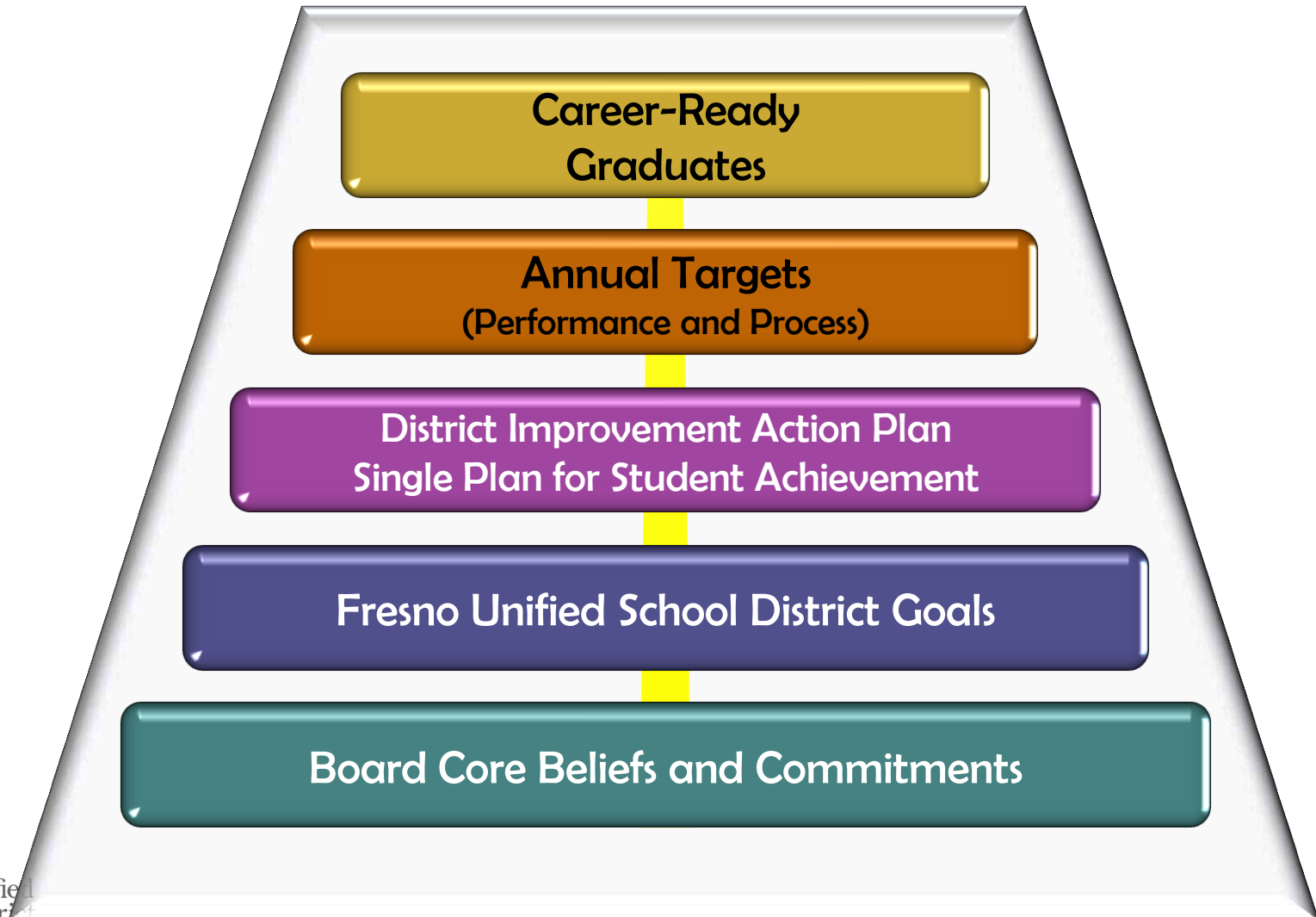
Key Policies

- Theory of Action – Aligned Instructional System
 - ▣ Standards Based
 - ▣ Purposeful Assessments
 - ▣ Intense and Specific Planning
 - ▣ Effective Targeted Instruction
- Accountability
- Professional Learning
- Data Dashboard
- Reserve

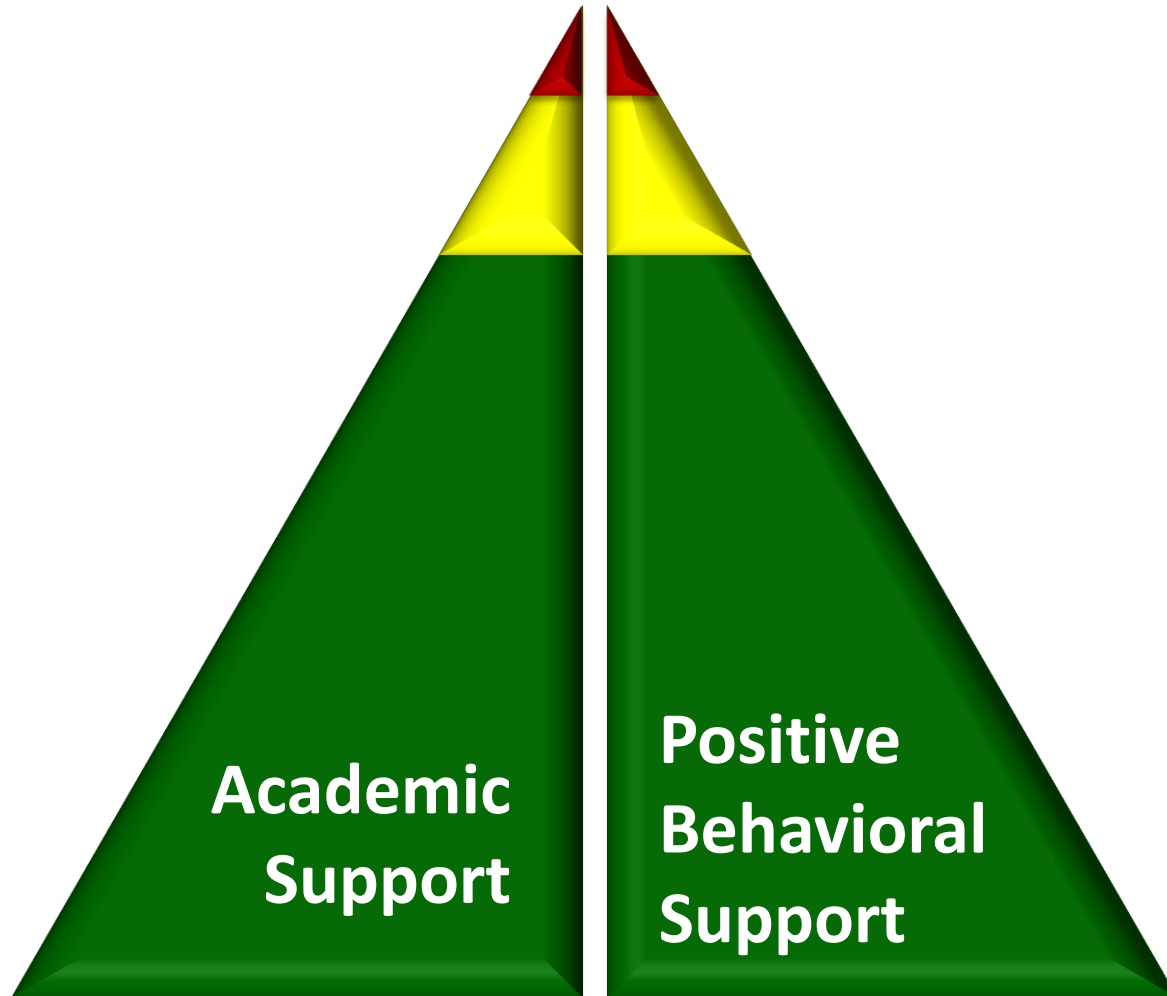
District Goals 2008-2013

1. All students will excel in reading, writing, and math
2. All students will engage in arts, activities, and athletics
3. All students will demonstrate the character and competencies for workplace success
4. All students will stay in school on target to graduate

Roadmap to Excellence



Tiered System of Student Support



Buchanan Olympian
Jason Donald makes
baseball roster **Sports**

Homeowners' top must-have
TOOLS Life **Saint Agnes resumes heart surgeries** Business


The Fresno Bee

THURSDAY, JULY 17, 2008

fresnobee.com

LATE FINAL EDITION 50 CENTS

Worse than Appalachia



Valley congressional district ranks last nationwide on study's scorecard of well-being.

Measure of the Valley

A new national ranking puts the 20th Congressional District at the bottom among 436 districts nationwide in terms of health, education and income. Nearby congressional districts also were in the bottom half.

Representative, political party, city	National rank	Life expectancy	Adult college graduates	Adult high school graduates	Median household earnings
 Rep. Dennis Cardoza, Democrat, Merced, Congressional District 18	403	77.5	10.9%	66.2%	\$21,396
 Rep. George Radanovich, Republican, Maricopa, Congressional District 19	235	78.0	21.2%	81.3%	\$27,004
 Rep. Jim Coats, Democrat, Fresno, Congressional District 20	430	77.1	6.8%	52.6%	\$18,767
 Rep. Devin Nunes, Republican, Visalia, Congressional District 21	378	77.3	17.0%	70.6%	\$22,289
 Rep. Kevin McCarthy, Republican, Bakersfield, Congressional District 22	248	77.3	20.9%	63.0%	\$27,222

Source: The Measure of America, American Human Development Report 2008-09

By Michael Doyle
Bee Washington Bureau

WASHINGTON — Poverty, poor health and low graduation rates have put the San Joaquin Valley's 20th Congressional District dead last in a new national scorecard that ranks the well-being of residents.

Even notoriously grim Appalachia fares better than the congressional district that sweeps in Fresno, Kings and Kern counties, the study made public Wednesday shows. The assessment of health, education and income ranks the district

ON THE WEB

For comparisons of health and longevity, go to fbinks.com/d12 and fbinks.com/v22 for the study.

38th out of 436 districts nationwide.

"We have significant issues in the Valley that reflect rural inequality," said Adela de la Torre, a University of California at Davis professor and advisor for the study. "The Valley has always been an area that's underserved."

The study, "The Measure of America," applies to the United States — for the first time — a so-called "human development" standard previously used to evaluate developing countries from Af-

ghanistan to Zambia. The domestic results are sobering.

For instance, only 6.5% of the 20th Congressional District's adults have graduated from college. In the top-ranked New York City district, 62.6% of adult residents claim a college degree.

Only half of the Valley district's households have annual incomes above \$16,767. In the New York City district, half claim incomes above \$51,139. Most poignantly, the residents of

See **POOR**, Back Page

Stocks jump; inflation rises, too

Price pressures spread, but financial markets spike on good news from Wells Fargo.

By Steven Maroon and David Cho
Washington Post

WASHINGTON — Consumer prices surged 5% over the past year, the Labor Department said Wednesday, as inflationary pressures spread ominously beyond energy and food. The advance in prices pushed inflation to 1.1% in June, the second-highest monthly increase since 1982, and heightened concerns that the U.S. economy may be facing its worst bout of stagflation — a combination of rising prices and sluggish growth — in almost three decades.

Despite the worrying report on consumer prices, U.S. stock markets rebounded Wednesday, led by a torrid advance in financial shares after Wells Fargo, the nation's second-largest mortgage lender, beat earnings expectations and raised its dividend, a sign that the big firm is confident about weathering the credit crisis.

The Dow Jones industrial average closed Wednesday at 11,244, up 276 points, posting its best one-day gain since April. The Standard & Poor's 500-stock index, a broader measure, also gained 2.6%.

The rally was also spurred by news from the oil market, where prices fell sharply for the second straight day on signs of a weak U.S. economy and an Energy Department report that U.S. commercial stocks of petroleum increased last week. Crude oil prices on the New York Mercantile Exchange have tumbled more than \$10 a barrel in two days, though they remain at a historically high \$134.60 a barrel.

Economic policymakers Wednesday continued to try to restore public confidence in the nation's financial system, which has been shaken by losses in the housing market and other credit woes.

Treasury Secretary Henry Paulson went to Capitol Hill in an effort to mollify House Republicans concerned that the Bush admin-

See **INFLATION**, Back Page

July 17, 2008

S E C O N D S

**You get what you
work for and what
you deserve –
*sometimes.***

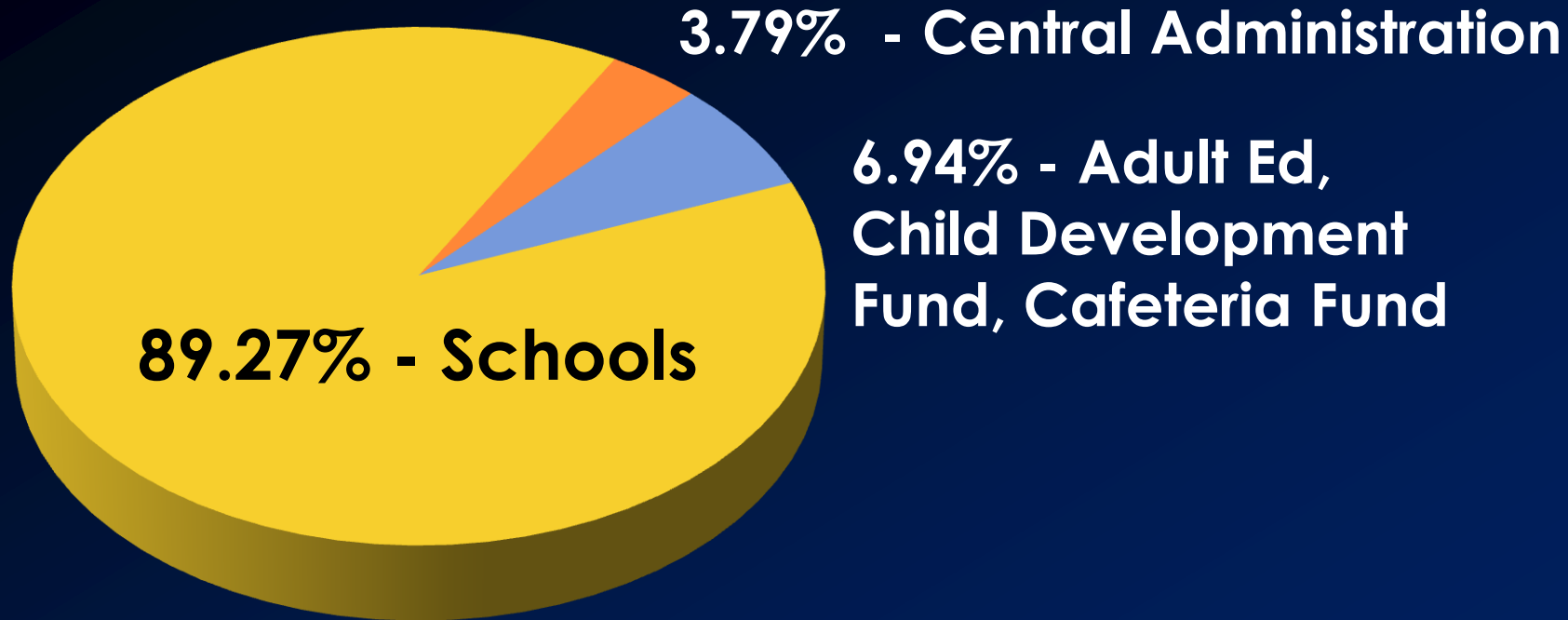


Choices for Students Upon Graduation

C
h
o
i
c
e
s

- 3 QEIA High Schools – 19 total
- Project 980
- The “Top 15”
- Career Technical Education

2008/2009 Operational Budgets



Central Administration includes: Technology, Purchasing, Fiscal Services, Human Resources, Legal, Facilities, Communications, Admin Services, Superintendent's Office, Board of Education, Division Offices, etc.

Schools include direct costs allocated for: Utilities, Maintenance, Educational Technology, etc.

“I believe change in thinking and practice has to first start in me before I can effectively impact change in others. I have been able to gain a vision that has allowed me to set higher goals for myself and my departments.”

Diane Painter,
Bullard High School

All students can and will learn at grade level and beyond

Aynesworth
Burroughs
Birney
Ericson
Figarden
Fremont
Greenberg

Hamilton
Homan
Lane
Lincoln
Mayfair
Rowell

Slater
Sunset
Vinland
Wilson
Winchell
Wolters

Baird
Kings Canyon

Scandinavian
Sequoia

Tehipite
Wawona

Sustaining a culture of student success

Percent who perceive their school as a safe place

	<u>2006-2007</u>	<u>2007-2008</u>
Parents (Parent Survey)	87.5% (N=18,879)	89% (N=25,142)
Staff (PBS Survey)	95.1% (N=3,369)	96.8% (N=3,619)
Students (California Healthy Kids Survey)	57% ES: 92% MS: 53% HS: 51% (N=27,356)	59% ES: 93% MS: 55% HS: 53% (N=30,979)

Sustaining a culture of student success

Percent who feel they are apart of their school

	<u>2006-2007</u>	<u>2007-2008</u>
District	47%	54%
Elementary	92%	92%
Middle	40%	43%
High	39%	44%
	(N=27,356)	(N=30,979)

**YOUR ACTIONS MAKE THE
DIFFERENCE**

Supports - Technology



Becoming the Employer of Choice

step up  teach Fresno!

Supports – Professional Learning



**YOUR ACTIONS MAKE THE
DIFFERENCE**



August 5, 2008

*Fresno Unified School District
2008 Leadership Conference*